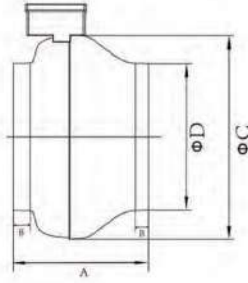
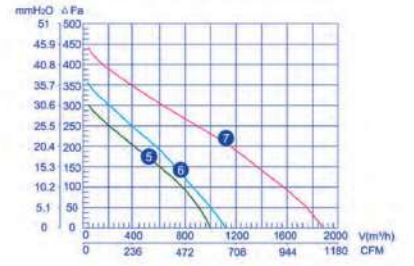
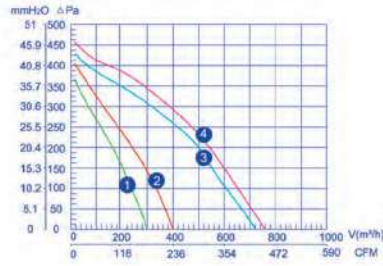


**Duct Fans**



شماره نمودار	TYPE مدل	A	B	ΦC	ΦD
1	LXFB2E19044-P92/15-G100	188	20	242	100
2	LXFB2E19044-P92/15-G125	188	18	242	125
3	LXFB2E22044-P92/25-G150	344	22	220	150
4	LXFB2E22044-P92/25-G180	344	24	220	180
5	LXFB2E25048-M92/35-G200	227	25	346	200
6	LXFB2E25048-M92/35-G250	235	30	346	250
7	LXFB2E28050-M92/45-G315	255	35	400	315



TYPE مدل	VOLTAGE ولتاژ V	FREQUENCY فرکانس Hz	CURRENT شدت جریان A	INPUT توان W	SPEED سرعت rpm	NET WEIGHT وزن kg	NOISE آلودگی صوتی dBA	AIR VOLUME دبی هوای خروجی m³/h	CURVE NO. شماره نمودار
LXFB2E19044-P92/15-G100	220	50	0.37	85	2600	3.5	63	250	1
LXFB2E19044-P92/15-G125	220	50	0.31	68	2600	3.5	65	340	2
LXFB2E22044-P92/25-G150	220	50	0.45	98	2500	4.5	64	590	3
LXFB2E22044-P92/25-G180	220	50	0.46	100	2500	4.5	65	680	4
LXFB2E25048-M92/35-G200	220	50	0.74	152	2550	6.1	64	970	5
LXFB2E25048-M92/35-G250	220	50	0.74	150	2600	6.1	66	1050	6
LXFB2E28050-M92/45-G315	220	50	1	215	2550	6.8	70	1440	7